

**CHAPTER: VI**  
**COPUTERISED ACCOUNTING**

**ACCOUNTING WITH USING TALLY**

**TALLY:**

- Tally is a trade name of accounting software.
- It helps in maintaining accounts.
- It performing additional accounting and other analytical operations helpful to management of an organization.

**Features of Tally**

- |                             |                     |
|-----------------------------|---------------------|
| 1. Accounting without codes | 2. Outstanding      |
| 3. Comprehensive coverage   | 4. Currency         |
| 5. Interest calculations    | 6. Budgeting        |
| 7. Cost/ profit center      | 8. Security Control |
| 9. Import/ Export data      |                     |

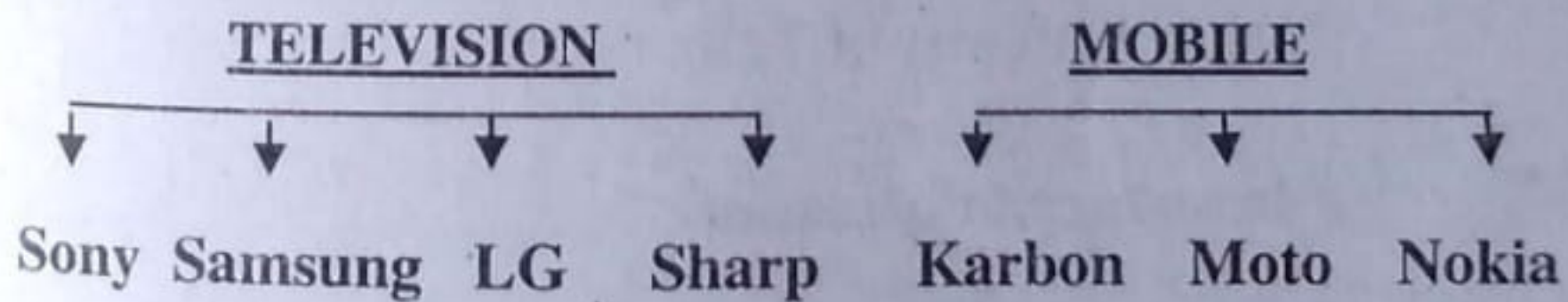
**INVENTORY:**

- Tally useful for recording and maintaining Inventory details of the company.
- Inventory accounting includes recording of stock details like the purchase of stock and the sale of stock, movement between storage location or godowns and providing information on stock availability.
- Tally ERP 9 makes it possible to integrate the inventory and accounting systems so that the financial statements reflect the closing stock value from the inventory systems.
- In a newly established company, the inventory comprises of four types of masters, i.e.
  1. Stock Groups
  2. Stock Items
  3. Units of Measures
  4. Voucher Types



## STOCK GROUP

- Stock groups are used to classify product for easy identification and simplifying reports.
- Stock Group in tally is the classification or grouping of similar nature of stock items. Classification is done based on common behavior.
- Grouping Stock items makes it easy to identify and report them in the statements. We can get the report of that particular stock group.
- It will help the company to locate the stock group easily and manage the stock item.
- It helps to enumerate the stock from large numbers of stock items by viewing under the particular group in the list.
- **Example:** An electronic item dealer is classifying their product as follows.
- They were grouping the items based on each product. Then grouping again subgroup based on its brand, so as to get quick sale & stock report of each brand.



### **Creation of Stock Group**

Stock group can be created in two ways i.e. in Single and Multiple modes.

- 1. Single Stock Mode:** Using this mode we can create a single stock item under a main group.

Go to: **Gateway of Tally**

↓  
**Inventory information**

↓  
**Stock Groups (under the single stock group)**



| <u>Stock Group Creation</u>     |              |
|---------------------------------|--------------|
| Name                            | : Television |
| Under                           | : Primary    |
| Can Quantities of item be added | ? Yes        |

Press enter & select create under Single Stock Group  
Press enter & save the screen.

We can call Television as Primary Group.

In this way we can create so many groups individually.

**2. Multiple Stock Groups:**

- To overcome the difficulty of creating groups individually, tally provide us multiple stock group creation where we can create numerous number of groups in single screen.
- Using this mode, we can create multiple stock items under a main group, or under multiple main groups.
- **Ex:** We can create the group for main stock in a single screen.  
I.e. Television, Cement, Mobile, Note books & Slippers

Go to: **Gateway of Tally**



**Inventory information**



**Stock Groups**

Press enter & select create under Multiple Stock Group

| <u>Creation of Multiple Stock Group</u> |              |  |        |  |     |    |
|---|--------------|--|--------|--|-----|----|
| Under Group                             | : Television | <table border="1"> <tr> <td colspan="2">Accept</td> </tr> <tr> <td>Yes</td> <td>No</td> </tr> </table> | Accept |  | Yes | No |
| Accept                                  |              |  |        |  |     |    |
| Yes                                     | No           |  |        |  |     |    |
| Name of Stock Group                     | : Sony       |  |        |  |     |    |

Press enter & save the screen.

So the multiple stock group creation is created.



**STOCK ITEMS**

- Stock items are goods that we manufactured or trade.
- It is an item that company manufacture for sale or purchase of raw material for manufacture. it is the primary inventory entity.

**Creation of Stock Items**

Go to : **Gateway of Tally**



**Inventory information**



**Stock Items**



**Create**

|                              |   |               |        |
|------------------------------|---|---------------|--------|
| <b>Stock items creation</b>  | Ramalingeshwara Vidya   |               |        |
| Name : <b>F A – II</b>       | Samsthe   |               |        |
| Under : <b>Degree I Bcom</b> | Tax Information   |               |        |
| Category : <b>F A – II</b>   | Tariff Classification : <b>N</b>  |               |        |
| Units : <b>nos</b>           | <b>Applied</b>  |               |        |
| Opening balance ... XXXX..   | Rate of Duty : <b>0</b>   |               |        |
|                              | <table border="1"><tr><td><b>Accept</b></td></tr><tr><td>Yes No</td></tr></table> | <b>Accept</b> | Yes No |
| <b>Accept</b>                |   |               |        |
| Yes No                       |   |               |        |

**STOCK CATEGORIES:**

- It means parallel classification of stock items.
- Stock categories also classified (same as stock group) based on some behavior.
- It helps to obtain the report on alternatives or substitutes of a stock item.
- **Ex: Pen is a Stock Group**
- Reynolds, cello gripper, cello pin point, cello butter flow, ball point, fine gripe. These are all the stock items. Blue pen, Black pen, Red pen are the Stock categories



| <u>Unit Creation</u>     |          |
|--------------------------|----------|
| Type                     | : Simple |
| Symbol                   | : nos    |
| Formal Name              | : num    |
| Number of Decimal Places | : 0      |
| <b>Accept</b>            |          |
| Yes    No                |          |

Press Y or Enter to accept the screen

### CREATING GODOWN

- It is necessary to store inventory. It can be used as a location, warehouse, and department.
- A place where stock items are stored is referred to as godown. We can easily specify where the stock items are kept or located. Ex: A warehouse, shelf, rack.
- Tally helps to obtain the stock report for each godown.

#### Creating a godown

Go to: Gateway of Tally

↓  
Inventory information

↓  
Godowns

↓  
Create godown

Mysore under Primary

| <u>Godown creation</u> |           |
|------------------------|-----------|
| Name                   | : Mysore  |
| Under                  | : Primary |
| <b>Accept</b>          |           |
| Yes    No              |           |



## VOUCHER

- A voucher is a document that contains the details of a financial transaction of the business.
- Vouchers are used for all aspects of a business, from sales to deposits.
- Tally comes with several of the most popular types of vouchers pre – configured.
- By opening gate way menu, we have to select Accounting Voucher that meets our needs best.

## TYPES OF VOUCHER

### 1. Contra Voucher:

- Its functional key is F4.
- Contra vouchers are used when cash and bank entry comes at the same time i.e.
- Contra voucher are occurred when money is deposited to bank or
- Money is withdrew from the bank or Money is transferred between two accounts in the same company.

### 2. Payment Voucher:

- Its functional key is F5.
- This voucher is used for making payments in the business.

### 3. Receipt Voucher:

- Its functional key is F6.
- This voucher is used for recording any income made by the business.



4. Journal Voucher:

- Its functional key is F7.
- It is used for adjusting adjustments and opening and closing balances.
- It is not used for transaction of sales or purchase.

5. Sales Voucher/ Invoice:

- Its functional key is F8.
- This voucher is used for recording the transaction of all sales made by the company

6. Purchase Voucher:

- Its functional key is F9.
- This voucher is used for recording the transaction of all purchase made by the company.

4. Journal Voucher:

- Its functional key is F7.
- It is used for adjusting adjustments and opening and closing balances.
- It is not used for transaction of sales or purchase.

5. Sales Voucher/ Invoice:

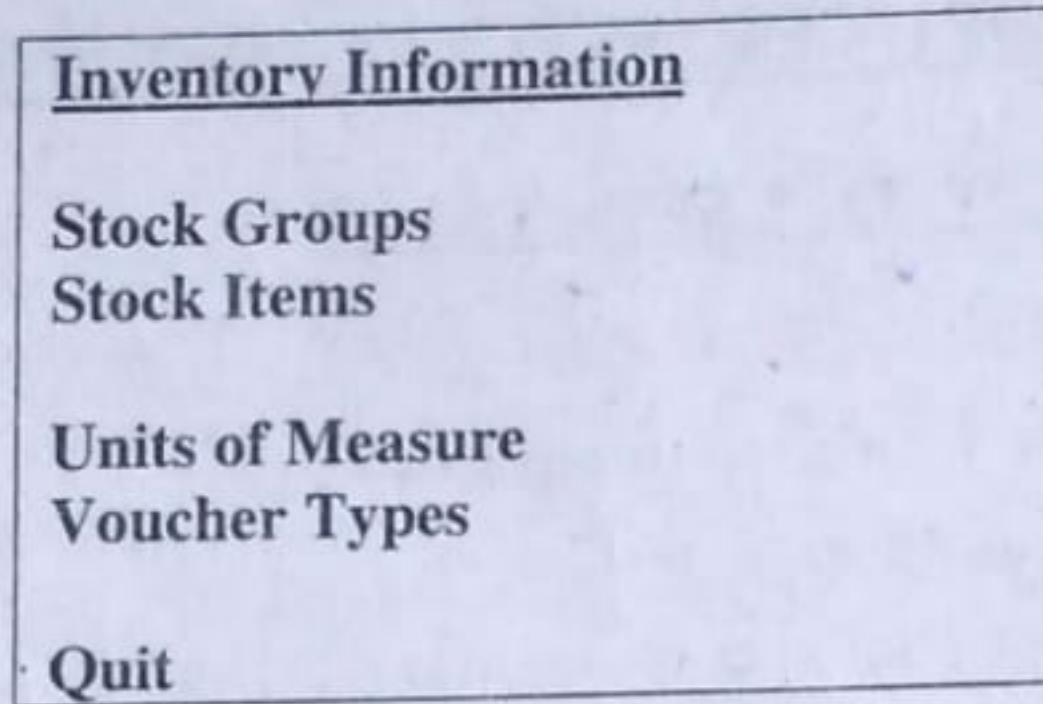
- Its functional key is F8.
- This voucher is used for recording the transaction of all sales made by the company

6. Purchase Voucher:

- Its functional key is F9.
- This voucher is used for recording the transaction of all purchase made by the company.



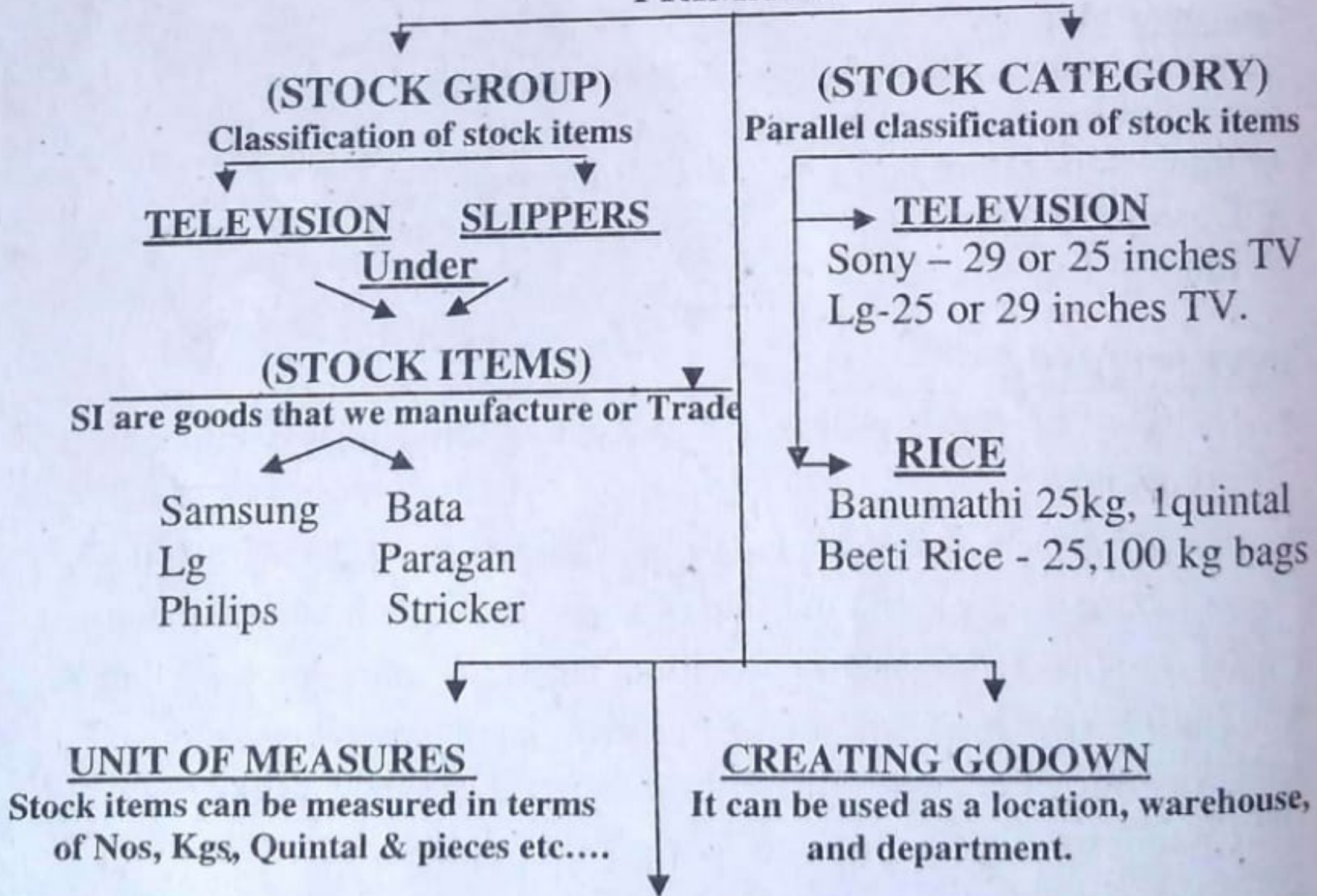
**Creation of Inventory**  
Go to: Gateway of Tally



Using Tally for getting accounting information of Inventory

INVENTORY

UNDER PRIMARY



Televisions: Nos.

Rice : kg or quintal.

VOUCHER

It is a detailed document of Financial transaction of the business.



Creating Stock Category

Go to: Gateway of Tally



Inventory information



Stock Categories creation

| <u>Stock Categories creation</u> |                      |
|----------------------------------|----------------------|
| Name : Blue                      | Accept?<br>Yes or No |
| Under : Primary                  |                      |

**UNIT OF MEASURES**

- Stock items are purchased & sold in the basis of quantity. The quantity items are measured in unit.
- The units of measure can either be simple or compound.  
Here Televisions are sold in numbers, Then units of measures will be **Nos.**  
But Rice can be sold in kgs or quintal. Then unit of measures will be **kg or quintal.**

**Examples:** Simple units

Nos, Meters, Kilograms, pieces etc..

**Examples:** Compound units: a box of ten pieces.

Go to : Gateway of Tally



Inventory information



Units of Measure



Create